




## BAKING INSTRUCTIONS

### PANDEYUCA




### Baking Instructions


<b>Thaw Time:</b>	BAKE FROZEN
<b>Floor Time:</b>	400 F conventional oven
<b>Baking Temperature:</b>	300 F convection oven
<b>Baking Time:</b>	23-27 mins
<b>Program code</b>	
<b>Each Pack:</b>	90
<b>Net Weight:</b>	units
<b>Packaging Type</b>	16 lbs Cardboard box , laminated cardboard , plastic film.




Cover baking sheet with pan liner and place each individual frozen pandeyuca on pan liner, leaving a space of 2in between each pandeyuca.




Preheat oven at 400°F  
(for convection oven 300°F)



Place tray in the oven and bake for 23-27 minutes or until golden brown.



When product reaches desired color, remove from oven carefully wearing oven mitts.



Let product cool down for 5 minutes before exhibiting for sale.

### Product information

ITEM #	DESCRIPTION
	PANDEYUCA